



Yard Waste Recycling Guide









Please Keep the Green . . . Clean!



Place only yard waste in your GREEN CART:

YES

What is Acceptable in your GREEN CART:

-  Grass clippings
-  Brush and prunings
-  Weeds
-  Leaves
-  Vines
-  Garden plants
-  Branches less than 4" in diameter
-  Small pieces of unpainted wood















5 Benefits of Recycling Yard Waste

- Conserves natural resources
- Saves valuable landfill space
- Reduces greenhouse gas emissions
- Supports local jobs
- Produces recycled and recyclable products such as compost and landscape materials



NO

What is Prohibited in your GREEN CART:

-  Garbage
-  Plastic bags
-  Poison oak
-  Lumber
-  Processed or treated wood products
-  Grease or oils
-  Pet waste/litter
-  Plastic nursery pots
-  Soil
-  Ashes
-  Sawdust
-  Rock, brick or concrete
-  Nails
-  Metal of any sort

PLEASE KEEP YARDWASTE CLEAN!

REMEMBER: YARDWASTE IS TURNED INTO COMPOST. ONLY COMPOSTABLE MATERIALS ARE ACCEPTED. YOUR GREEN CART MAY NOT BE COLLECTED AND YOU MAY BE CHARGED A FEE IF THE CART IS CONTAMINATED.

WE THANK YOU FOR KEEPING YOUR YARD WASTE CLEAN.

- All yardwaste must fit inside your cart and the lid must close.
- Material should be placed loose in the cart, not in plastic bags.
- For residential customers with a green cart, collection is made on the same day as garbage service.
- Place cart at the curb away from obstacles and allowing at least 3 feet of space between containers.



1.888.718.4888

www.CandSwaste.com

Facebook: C&S Waste Solutions